

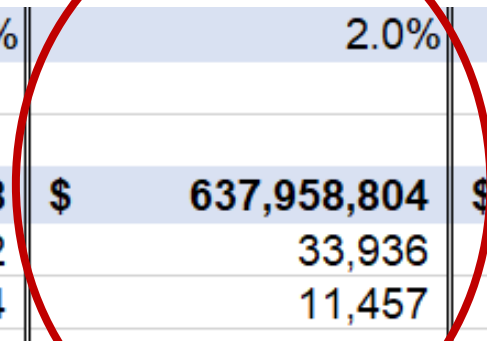
# Potential Costs of Cyber Charter Enrollment Increases

Provided by Hannah Barrick, PASBO Assistant Executive Director

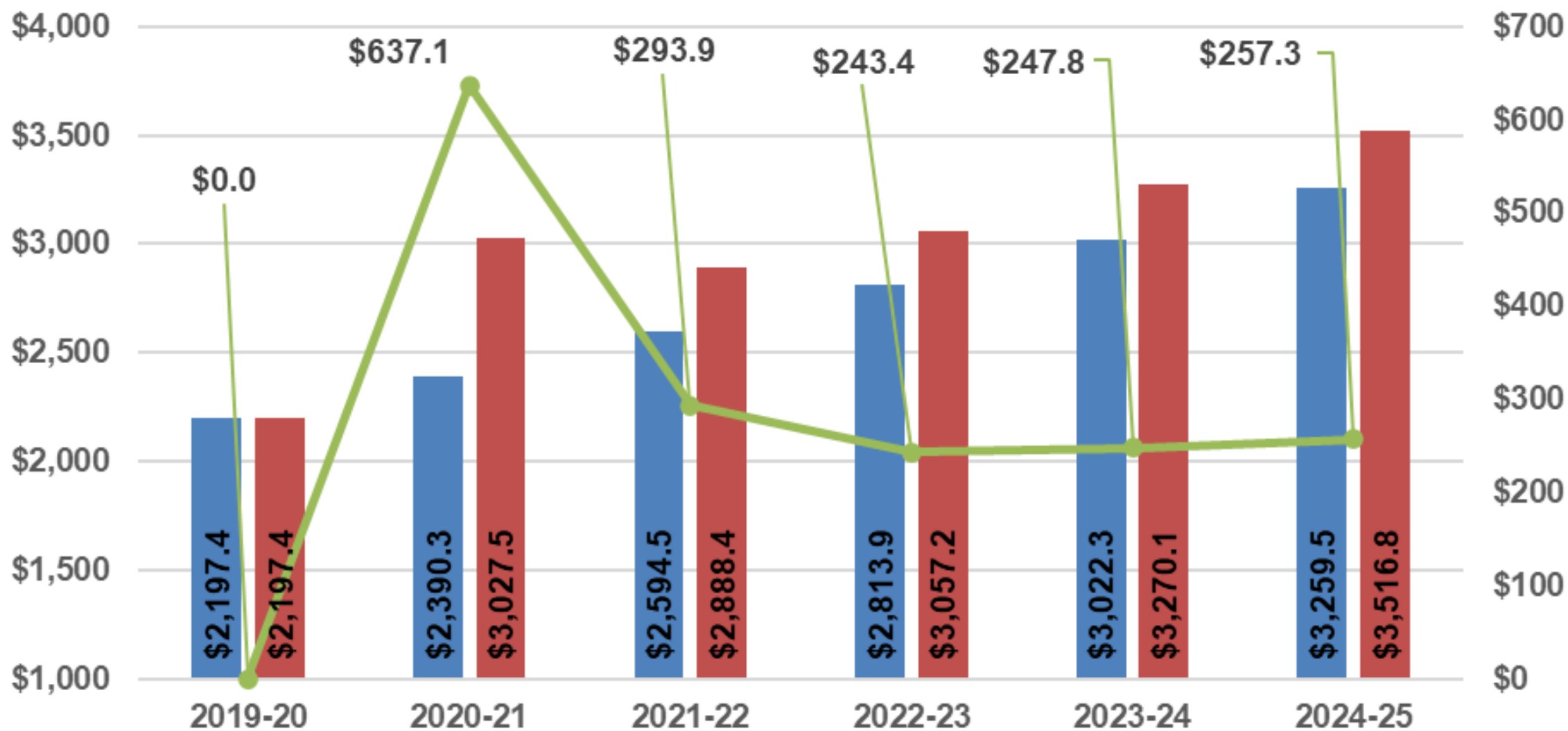


# Potential Cyber Charter Enrollment Increase

<b>Assumed % of SD ADM moving to Cybers</b>	<b>1.0%</b>	<b>2.0%</b>	<b>5.0%</b>
<b>Total Estimated Increase in Charter Tuition</b>	<b>\$ 323,381,338</b>	<b>\$ 637,958,804</b>	<b>\$ 1,603,909,414</b>
# of Migrating SD ADM to Charters	17,062	33,936	85,701
# of Migrating B&M, Non-Pub ADM to Charters	5,754	11,457	28,951

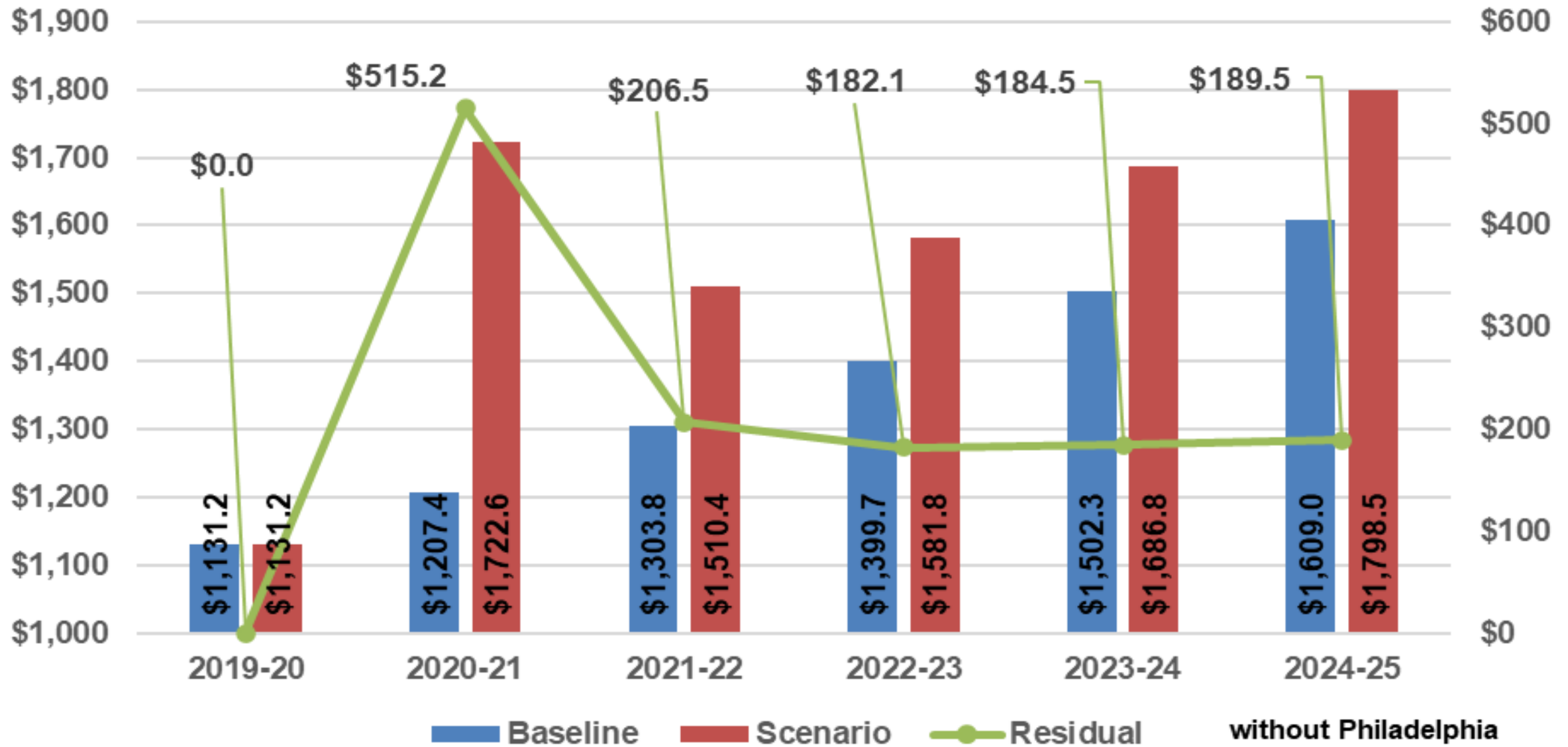


# Cyber Shock Impact (Residuals)



■ Baseline ■ Scenario —● Residual with Philadelphia

# Cyber Shock Impact (Residuals)





**CHECK BEFORE YOU CHOOSE**



<http://paschoolswork.org/check/>

**BEFORE YOU CHOOSE A CYBER CHARTER SCHOOL, HERE ARE SOME QUESTIONS YOU SHOULD ASK.**

**C**

Certified Teachers



**H**

Hours of Instruction



**E**

Education Performance Rating



**C**

Can I Come Back?



**K**

Kid Time



## Compare your school district's performance ratings.

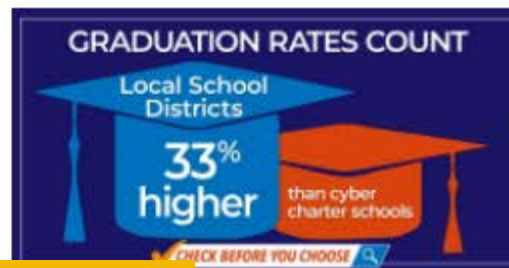

Show  entries

Search:

District	PSSA ELA % proficient/ advanced	PSSA Math % proficient/ advanced	Keystone Literature % proficient/ advanced	Keystone Algebra I % proficient/ advanced
Cyber Charter Overall Results	42%	14%	56%	36%
ABINGTON HEIGHTS SD	78%	58%	95%	88%
ABINGTON SD	77%	58%	87%	82%
ALBERT GALLATIN AREA SD	52%	40%	57%	55%



Click on any of these 3 graphics to download and share!



On average PA cyber charters only offer 2<sup>nd</sup> graders about

**36 MINUTES**

**OF TEACHER FACETIME A DAY.**

**CHECK BEFORE YOU CHOOSE**

A tough choice that makes a big difference.

LOOKING FOR ANSWERS ON THE CYBER CHARTER OPTIONS?

**CHECK BEFORE YOU CHOOSE**

4-year graduation rates at cyber charters are more than

**33% LOWER**

**THAN PA SCHOOL DISTRICTS.**

**CHECK BEFORE YOU CHOOSE**

Your kid, your teachers, your choice.

A CYBER CHARTER MAY NOT BE THE RIGHT FIT FOR YOU.

**CHECK BEFORE YOU CHOOSE**